


# K E N *luxury*

**TAVOLI, SEDIE  
E POLTRONCINE**  
TABLES, CHAIRS  
AND ARMCHAIRS





*luxury*

## Tavoli serie Elite | Tables series Elite



**Atlante T70**  
pag. 34-47



**Boston T50**  
pag. 48-63



**Cosmo T72**  
pag. 8-33



**Mikado T74**  
pag. 78-93



**Modus T63**  
pag. 102-109



**Osaka T73**  
pag. 64-77



**Portland T55**  
pag. 94-101

## Tavoli serie Infinity/Class | Tables series Infinity/Class



**Galileo T93**  
pag. 130-133



**Leonardo T77**  
pag. 120-123



**Matrix T78**  
pag. 124-129

## Tavoli fissi | Fixed tables



**Giotto T25**  
pag. 110-119

## Sedie e poltroncine | Chairs and armchairs



**Brenda S102**  
pag. 168-169



**Cleo S154FR**  
pag. 146-147



**Cleo S154MX**  
pag. 144-145



**Demetra S155FR**  
pag. 150-151



**Demetra S155MX**  
pag. 148-149



**Diana S103**  
pag. 170-171



**Kylia S153FR**  
pag. 156-157



**Kylia S153MT**  
pag. 154-155



**Kylia S153MX**  
pag. 152-153



**Lavinia S158FR**  
pag. 142-143



**Lavinia S158MT**  
pag. 140-141



**Lavinia S158MX**  
pag. 138-139



**Maya S104**  
pag. 164-165



**Mia S151FR**  
pag. 160-161



**Mia S151MT**  
pag. 160-161



**Mia S151MX**  
pag. 158-159



**Nadir S109**  
pag. 174-175



**Olympia S117**  
pag. 136-137



**Sandy S108**  
pag. 172-173



**Tracy S130V**  
pag. 166-167

## Campionari | Sample colour

pag. 176-183

---

**Indice numerico | Numerical index**


---

**TAVOLI | TABLES**

ART.	COD.	PAG.
T25	Giotto	110-119
T50	Boston	48-63
T55	Portland	94-101
T63	Modus	102-109
T70	Atlante	34-47
T72	Cosmo	8-33
T73	Osaka	64-77
T74	Mikado	78-93
T77	Leonardo	120-123
T78	Matrix	124-129
T93	Galileo	130-133

---

**Indice numerico | Numerical index**


---

**SEDIE E POLTRONCINE | CHAIRS AND ARMCHAIRS**


ART.	COD.	PAG.
S102	Brenda	168-169
S103	Diana	170-171
S104	Maya	164-165
S108	Sandy	172-173
S109	Nadir	174-175
S117	Olympia	136-137
S130V	Tracy	166-167
S151FR	Mia	160-161
S151MT	Mia	160-161
S151MX	Mia	158-159
S153FR	Kylian	156-157
S153MT	Kylian	154-155
S153MX	Kylian	152-153
S154FR	Cleo	146-147
S154MX	Cleo	144-145
S155FR	Demetra	150-151
S155MX	Demetra	148-149
S158FR	Lavinia	142-143
S158MT	Lavinia	140-141
S158MX	Lavinia	138-139



Vivere  
*gli ambienti  
che ami*

LIVING THE ENVIRONMENTS YOU LOVE

LOCANDA DEL CARRUBO - Mattinata



## Cosmo T72

\_Tavolo Cosmo T72, fisso, metallo oro spazzolato, piano sagomato 250x100 Ceramic Emperador lucido.

Sedia Cleo S154FR, frassino Bruciato RV.B.71, velluto Louvre Mouse.

\_Cosmo table T72, fixed, brushed golden metal, 250x100 glossy Ceramic Emperador shaped top.

Cleo chair S154FR, burnt ash RV.B.71, Mouse Louvre velvet.

Cosmo




## Cosmo T72

\_Tavolo Cosmo T72, fisso, metallo oro spazzolato, piano sagomato 250x100 Keramic Emperador lucido.

Sedia Cleo S154FR, frassino Bruciato RV.B.71, velluto Louvre Mouse.

\_Cosmo table T72, fixed, brushed golden metal, 250x100 glossy Keramic Emperador shaped top.

Cleo chair S154FR, burnt ash RV.B.71, Mouse Louvre velvet.



## Cosmo T72

**\_Tavolo Cosmo T72, fisso, metallo oro spazzolato, piano sagomato 250x100 Ceramic Emperador lucido.**

**\_Cosmo table T72, fixed, brushed golden metal, 250x100 glossy Ceramic Emperador shaped top.**

## Cosmo T72

\_Tavolo Cosmo T72, fisso, metallo bianco, piano sagomato 250x100 Ceramic Arabescato lucido.  
Sedia Cleo S154MX, metallo bianco, lana grigio chiaro.

\_Cosmo table T72, fixed, white metal, 250x100 glossy Ceramic Arabesque shaped top.  
Cleo chair S154MX, white metal, light grey wool.





## Cosmo T72

**\_Tavolo Cosmo T72, fisso, metallo bianco, piano sagomato 250x100 Ceramic Arabescato lucido. Sedia Kylian S153MX, gambe cromate, ecopelle bianca.**

**\_Cosmo table T72, fixed, white metal, 250x100 glossy Ceramic Arabesque shaped top. Kylian chair S153MX, chrome legs, white leatherette.**

## Cosmo T72

**\_Tavolo Cosmo T72, allungabile, metallo bronzo spazzolato, piano Ceramic Noir Desir lucido. Sedia Alyssa S118, frassino tabacco RVT24, lana antracite.**

**\_Cosmo table T72, extendable, brushed bronze metal, glossy Ceramic Noir Desir shaped top.**

**Alyssa chair S118, tobacco ash RVT24, anthracite wool.**





## Cosmo T72

\_Tavolo Cosmo T72, allungabile,  
metallo bronzo spazzolato, piano  
Keramic Noir Desir lucido.

\_Cosmo table T72, extendable, brushed  
bronze metal, glossy Keramic  
Noir Desir top.

---

## Cosmo T72

---

**\_Tavolo Cosmo T72, fisso, metallo antracite, piano sagomato 250x100 Ceramic Pietra grey.**

**Sedia Demetra S155MX, metallo antracite, lana antracite.**

\_Cosmo table T72, fixed, anthracite metal, 250x100 glossy Ceramic Grey Stone shaped top.

Demetra chair S155MX, anthracite metal, anthracite wool.





---

## Cosmo T72

---

**\_Tavolo Cosmo T72, fisso, metallo  
antracite, piano sagomato 250x100  
Keramic Pietra grey.**

**\_Cosmo table T72, fixed, anthracite  
metal, 250x100 glossy Keramic Grey  
Stone shaped top.**



## Cosmo T72

\_Tavolo Cosmo T72, syncro, metallo antracite, piano Tavolato Quercia S073. Sedia Lavinia S158MT, metallo antracite, ecopelle antracite.

\_Cosmo table T72, syncro, anthracite metal, plank oak top S073. Lavinia chair S158MT, anthracite metal, anthracite leatherette.

## Cosmo T72

**\_Tavolo Cosmo T72, allungabile,  
metallo nichel spazzolato, piano vetro  
extrabianco VXW.**

**Sedia City S127 lana antracite.**

**\_Cosmo table T72, extendable, brushed  
nickel metal, extrawhite glass top.  
City chair S127, anthracite wool.**





## Cosmo T72

\_Tavolo Cosmo T72, fisso, metallo bronzo spazzolato, piano scortecciato sp.45 in frassino noce canaletto RV.NC22. Sedia Lavinia S158FR, frassino noce canaletto RV.NC22, ecopelle Desert.

\_Cosmo table T72, fixed, brushed bronze metal, debarked top thk 45mm top in ash Canaletto walnut RV.NC22. Lavinia chair S158FR, ash Canaletto walnut RV.NC22, Desert leatherette.

## Cosmo T72

**Tavolo Cosmo T72, fisso, metallo bronzo spazzolato, piano scortecciato sp.45 in frassino noce canaletto RV.NC22. Sedia Lavinia S158FR, frassino noce canaletto RV.NC22, ecopelle Desert.**

**Cosmo table T72, fixed, brushed bronze metal, debarked top thk 45mm top in ash Canaletto walnut RV.NC22. Lavinia chair S158FR, ash Canaletto walnut RV.NC22, Desert leatherette.**

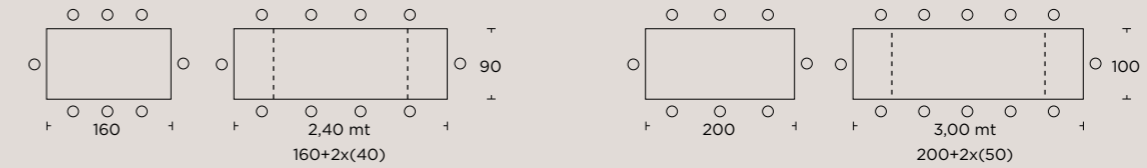


## Cosmo T72 Allungabile / Cosmo T72 Extendable

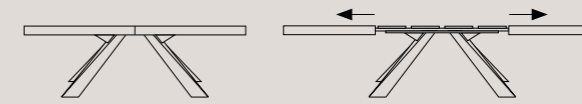


**Allungabile con allunghe laterali simmetriche. Piani in vetro spess. 12 mm. o Ceramic spess. 13 mm.**

**Extendable with symmetrical side extensions. Glass top thk 12 mm or Ceramic top thk 13 mm.**

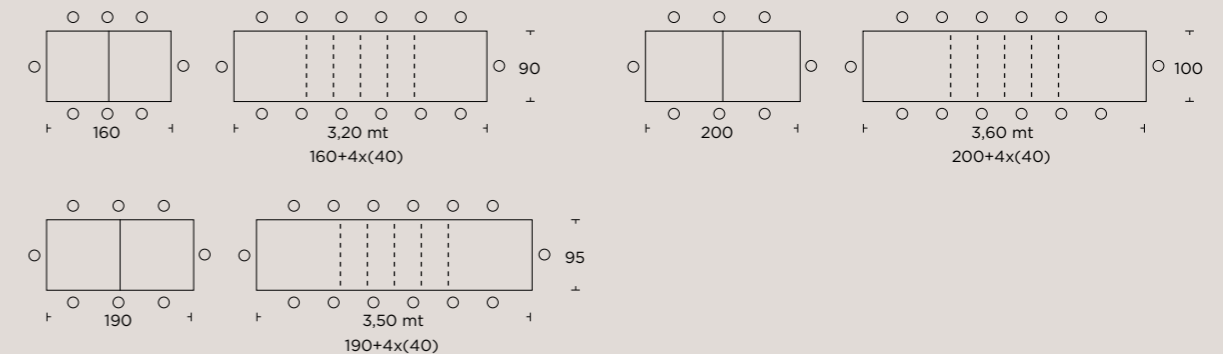


## Cosmo T72 Superallungabile / Cosmo T72 Extremely extendable

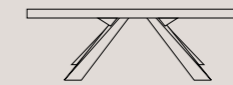


**Superallungabile Syncro. Telaio multiprolunghe ad apertura telescopica sincronizzata. Piani folding impiallacciati in frassino spazzolato o noce americano o in melaminico h 80 mm.**

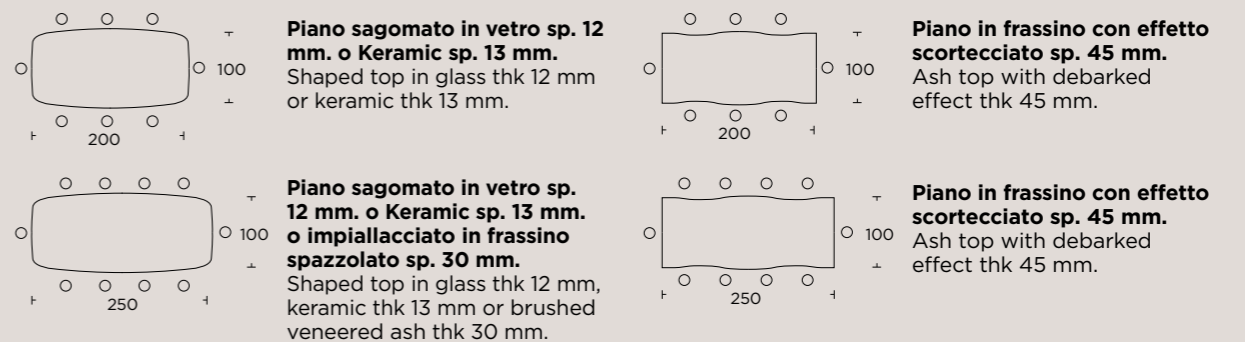
**Extremely extendable syncro. Multiextension structure synchronized telescopic opening. Brushed veneered ash or American walnut or melamine folding tops h 80 mm.**



## Cosmo T72 Fisso / Cosmo T72 Fixed



**Piani fissi disponibili in vetro, ceramic, impiallacciato frassino spazzolato o frassino con effetto scortecciato. ash or ash with debarked effect.**



**Per le finiture di gambe e piani vedere campionario pag. 178-179-180-181 e indicazioni del Listino in vigore.**

For the finishings of legs and tops see the collection of samples page 178-179-180-181 and indications of price list in effect at the time.

# Atlante

## Atlante T70

\_Tavolo Atlante T70, fisso, metallo antracite, piano sagomato 250x100 Ceramic Noir Desir lucido.  
Sedia Cleo S154MX, metallo antracite, lana antracite.

\_Atlante table T70, fixed, anthracite metal, 250x100 glossy Ceramic Noir Desir shaped top.  
Cleo chair S154MX, anthracite metal, anthracite wool.



KERAMIC  
VETROCERAMICA



## Atlante T70

**\_Tavolo Atlante T70, allungabile, metallo bianco, piano Ceramic Arabescato lucido.**

**Sedia Cleo S154MX, metallo bianco, ecopelle beige melange.**

\_Atlante table T70, extendable, white metal, glossy Ceramic Arabesque top.  
Cleo chair S154MX, white metal, beige melange leatherette.

## Atlante T70

**\_Tavolo Atlante T70, syncro, metallo antracite, piano Tavolato Bianco S074. Sedia Mia S151MX, metallo antracite, ecopelle antracite.**

**\_Atlante table T70, syncro, anthracite metal, white plank top S074. Mia chair S151MX, anthracite metal, anthracite leatherette.**





## Atlante T70

**\_Tavolo Atlante T70, fisso, metallo cromato, piano scortecciato sp.45 in frassino Bruciato RV.B.71.**

**Sedia City S127, lana azzurra.**

Atlante table T70, fixed, chrome metal, debarked top thk 45mm top in Burnt ash RV.B.71.

City chair S127, light blue wool.

## Atlante T70

**\_Tavolo Atlante T70, fisso, metallo cromato, piano sagomato 250x100 Ceramic Noir Desir lucido.**

**Sedia Olympia S117, ecopelle Desert.**

\_Atlante table T70, fixed, chrome metal, 250x100 glossy Ceramic Noir Desir shaped top.

Olympia chair S117, Desert leatherette.



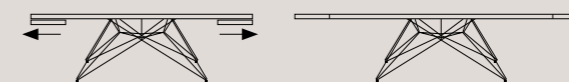
## Atlante T70

\_Tavolo Atlante T70, fisso, piano sagomato 250x100 Ceramic Noir Desir lucido.

Sedia Lavinia S158MX, metallo antracite, ecopelle Desert.

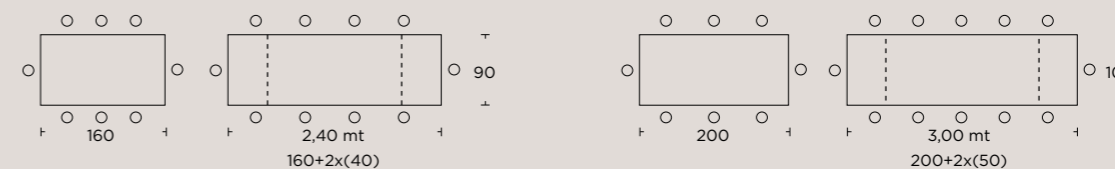
\_Atlante table T70, fixed, 250x100 glossy Ceramic Noir Desir shaped top. Lavinia chair S158MX, anthracite metal, Desert leatherette.

## Atlante T70 Allungabile / Atlante T70 Extendable

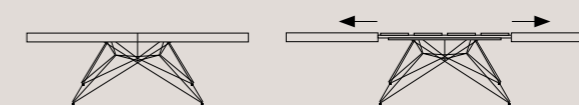


**Allungabile con allunghe laterali simmetriche.**  
**Piani in vetro spess. 12 mm. o Ceramic spess. 13 mm.**

Extendable with symmetrical side extensions.  
 Glass top thk 12 mm or Ceramic top thk 13 mm.

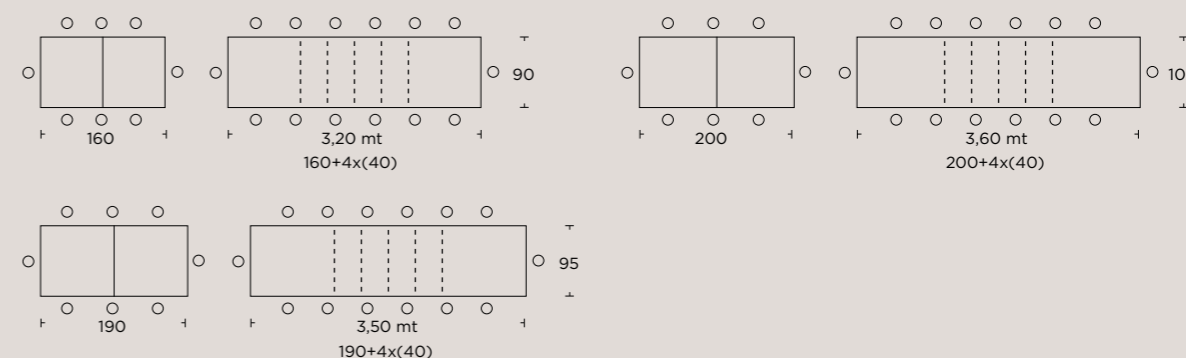


## Atlante T70 Superallungabile / Atlante T70 Extremely extendable



**Superallungabile Syncro. Telaio multiprolungha ad apertura telescopica sincronizzata.**  
**Piani folding impiallacciati in frassino spazzolato o noce americano o in melaminico h 80 mm.**

Extremely extendable syncro. Multiextension structure synchronized telescopic opening.  
 Brushed veneered ash or American walnut or melamine folding tops h 80 mm.

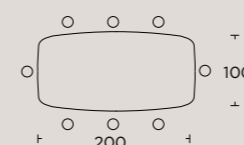


## Atlante T70 Fisso / Atlante T70 Fixed

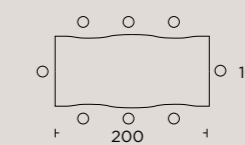


**Piani fissi disponibili in vetro, ceramic o impiallacciato frassino spazzolato.**

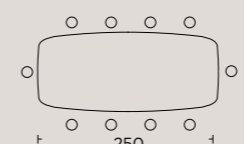
Fixed tops available in glass, ceramic or brushed veneered ash.



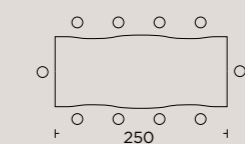
**Piano sagomato in vetro sp. 12 mm. o Ceramic sp. 13 mm.**  
 Shaped top in glass thk 12 mm or ceramic thk 13 mm.



**Piano in frassino con effetto scortecciato sp. 45 mm.**  
 Ash top with debarked effect thk 45 mm.



**Piano sagomato in vetro sp. 12 mm. o Ceramic sp. 13 mm. o impiallacciato in frassino spazzolato sp. 30 mm.**  
 Shaped top in glass thk 12 mm, ceramic thk 13 mm or brushed veneered ash thk 30 mm.



**Piano in frassino con effetto scortecciato sp. 45 mm.**  
 Ash top with debarked effect thk 45 mm.

**Per le finiture di gambe e piani vedere campionario pag. 178-179-180-181 e indicazioni del Listino in vigore.**

For the finishings of legs and tops see the collection of samples page 178-179-180-181 and indications of price list in effect at the time.

## Atlante T70

**Tavolo Atlante T70, fisso, metallo cromato, piano sagomato 250x100 Ceramic Noir Desir lucido.**

Atlante table T70, fixed, chrome metal, 250x100 glossy Ceramic Noir Desir shaped top.

**k**  
 KERAMIC  
 VETROCERAMICA

## Boston T50

\_Tavolo Boston T50, fisso, metallo bronzo spazzolato, piano scortecciato sp.45 in frassino Bruciato RV.B.71. Sedia Mia S151FR, frassino Bruciato RV.B.71, ecopelle fango.

\_Boston table T50, fixed, brushed bronze metal, debarked top thk 45mm top in burnt ash RV.B.71. Mia chair S151FR, burnt ash RV.B.71, mud leatherette.



# Boston



## Boston T50

**\_Tavolo Boston T50, fisso, metallo bronzo spazzolato, piano sagomato 200x100 Ceramic Calacatta lucido.**

**Sedia Lavinia S158FR, frassino tabacco RV.T24, ecopelle Desert.**

**\_Boston table T50, fixed, brushed bronze metal, 200x100 glossy Ceramic Calacatta shaped top.**

Lavinia chair S158FR, tobacco ash RV.T24, Desert leatherette.





## Boston T50

\_Tavolo Boston T50, fisso, metallo oro spazzolato, piano sagomato 250x100 Ceramic Noir Desir lucido.  
 Sedia Olympia S117, ecopelle antracite.  
 \_Boston table T50, fixed, brushed golden metal, 250x100 glossy Ceramic Noir Desir shaped top.  
 Olympia chair S117, anthracite leatherette.

## Boston T50

**\_Tavolo Boston T50, fisso, metallo oro spazzolato, piano sagomato 250x100 Ceramic Calacatta lucido.**

**Sedia Cleo S154FR, frassino tabacco RV.T24, velluto Louvre Mouse.**

**\_Boston table T50, fixed, brushed golden metal, 250x100 glossy Ceramic Calacatta shaped top.**  
Cleo chair S154FR, tobacco ash RV.T24, Mouse Louvre velvet.



## Boston T50

\_Tavolo Boston T50, fisso, piano sagomato 250x100 Ceramic Calacatta lucido.

Sedia Cleo S154MX, metallo antracite, ecopelle beige melange.

\_Boston table T50, fixed, 250x100 glossy Ceramic Calacatta shaped top. Cleo chair S154MX, anthracite metal, beige melange leatherette.



## Boston T50

\_Tavolo Boston T50, allungabile,  
metallo nichel spazzolato, piano  
Ceramic Arabescato lucido.

Sedia Maya S104, ecopelle antracite.

\_Boston table T50, extendable, brushed  
nickel metal, glossy Ceramic  
Arabesque top.  
Maya chair S104, anthracite leatherette.



---

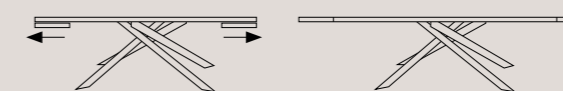
## Boston T50

---

**\_Tavolo Boston T50, allungabile,  
metallo nichel spazzolato, piano  
Keramic Arabescato lucido.**

**\_Boston table T50, extendable, brushed  
nickel metal, glossy Keramic  
Arabesque top.**

## Boston T50 Allungabile / Boston T50 Extendable

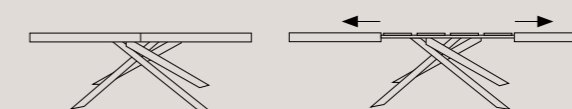


**Allungabile con allunghe laterali simmetriche.**  
**Piani in vetro spess. 12 mm. o Ceramic spess. 13 mm.**

Extendable with symmetrical side extensions.  
 Glass top thk 12 mm or Ceramic top thk 13 mm.



## Boston T50 Superallungabile / Boston T50 Extremely extendable

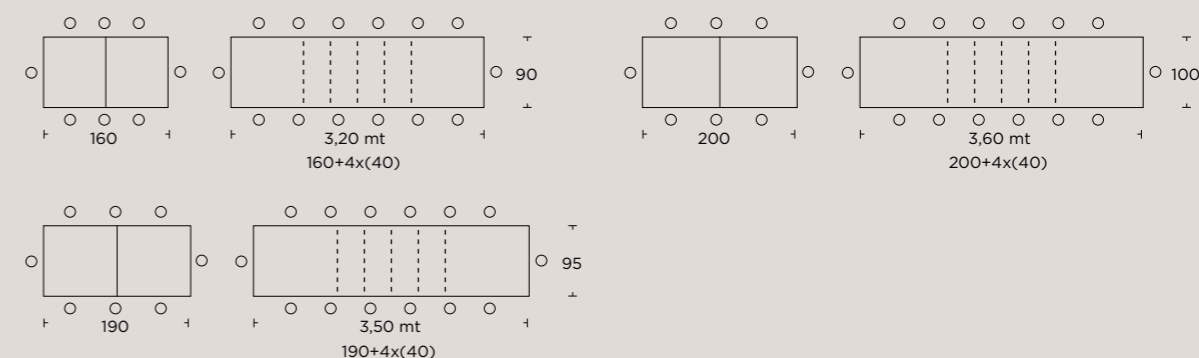


**Superallungabile Syncro. Telaio multiprolunghe ad apertura telescopica sincronizzata.**

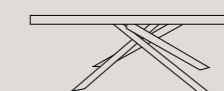
Extremely extendable syncro. Multiextension structure synchronized telescopic opening.

**Piani folding impiallacciati in frassino spazzolato o noce americano o in melaminico h 80 mm.**

Brushed veneered ash or American walnut or melamine folding tops h 80 mm.

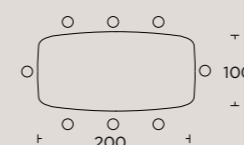


## Boston T50 Fisso / Boston T50 Fixed

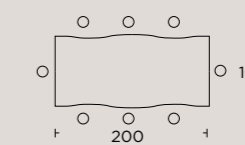


**Piani fissi disponibili in vetro, ceramic o impiallacciato frassino spazzolato.**

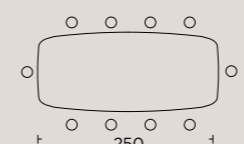
Fixed tops available in glass, ceramic or brushed veneered ash.



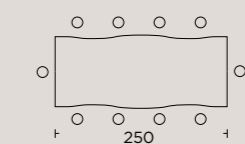
**Piano sagomato in vetro sp. 12 mm. o Ceramic sp. 13 mm.**  
 Shaped top in glass thk 12 mm or ceramic thk 13 mm.



**Piano in frassino con effetto scortecciato sp. 45 mm.**  
 Ash top with debarked effect thk 45 mm.



**Piano sagomato in vetro sp. 12 mm. o Ceramic sp. 13 mm. o impiallacciato in frassino spazzolato sp. 30 mm.**  
 Shaped top in glass thk 12 mm, ceramic thk 13 mm or brushed veneered ash thk 30 mm.



**Piano in frassino con effetto scortecciato sp. 45 mm.**  
 Ash top with debarked effect thk 45 mm.

**Per le finiture di gambe e piani vedere campionario pag. 178-179-180-181 e indicazioni del Listino in vigore.**

For the finishings of legs and tops see the collection of samples page 178-179-180-181 and indications of price list in effect at the time.

## Boston T50

\_Tavolo Boston T50, allungabile, metallo nichel spazzolato, piano Ceramic Arabescato lucido.

\_Boston table T50, extendable, brushed nickel metal, glossy Ceramic Arabesque top.



### Osaka T73

\_Tavolo Osaka T73, allungabile, metallo antracite, piano Emperador lucido.  
Sedia City S127, lana antracite.

\_Osaka table T73, extendable, anthracite metal, glossy Keramic Emperador top.  
City chair S127, anthracite wool.

## Osaka T73

\_Tavolo Osaka T73, allungabile, piano  
Emperador lucido.  
Sedia Kylian S153MT, metallo antracite,  
ecopelle fango.

\_Osaka table T73, extendable, glossy  
Ceramic Emperador top.  
Kylian chair S153MT, anthracite legs, mud  
leatherette.




## Osaka T73

**\_Tavolo Osaka T73, fisso, metallo antracite, piano sagomato 250x100 impiallacciato noce canaletto RV.NC22. Sedia Demetra S155MX, metallo antracite, lana antracite.**

**\_Osaka table T73, fixed, anthracite metal, 250x100 shaped veneered top in Canaletto walnut RV.NC22. Demetra chair S155MX, anthracite metal, anthracite wool.**





---

## Osaka T73

---

**\_Tavolo Osaka T73, fisso, metallo antracite, piano sagomato 250x100 impiallacciato noce canaletto RV.NC22.**

**\_Osaka table T73, fixed, anthracite metal, 250x100 shaped veneered top in Canaletto walnut RV.NC22.**

## Osaka T73

\_Tavolo Osaka T73, fisso, metallo cromato, piano sagomato 250x100 Ceramic Arabescato lucido.  
Sedia Kylian S153MX, metallo cromato, ecopelle bianco.

\_Osaka table T73, fixed, chrome metal, 250x100 glossy Ceramic Arabesque shaped top.  
Kylian chair S153MX, chrome legs, white leatherette.



---

## Osaka T73

---

**\_Tavolo Osaka T73, syncro, metallo antracite, piano Tavolato Quercia S073. Sedia City S127, lana antracite.**

\_Osaka table T73, syncro, anthracite metal, plank oak top S073.  
City chair S127, anthracite wool.



## Osaka T73

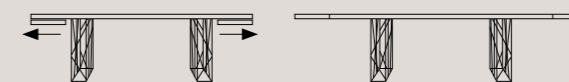
\_Tavolo Osaka T73, syncro, metallo bianco, piano Tavolato Quercia S073.

Sedia City S127, ecopelle bianco.

\_Osaka table T73, syncro, white metal, plank oak top S073.  
City chair S127, white leatherette.

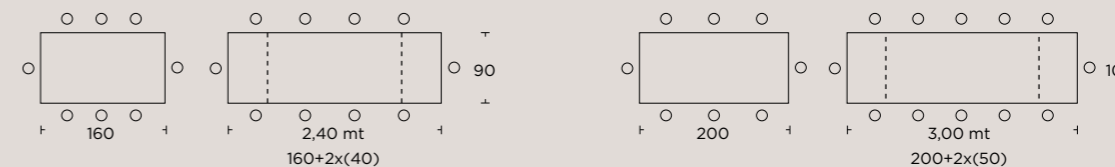


### Osaka T73 Allungabile / Osaka T73 Extendable

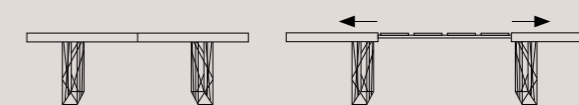


**Allungabile con allunghe laterali simmetriche.**  
Piani in vetro spess. 12 mm. o Ceramic spess. 13 mm.

Extendable with symmetrical side extensions.  
Glass top thk 12 mm or Ceramic top thk 13 mm.



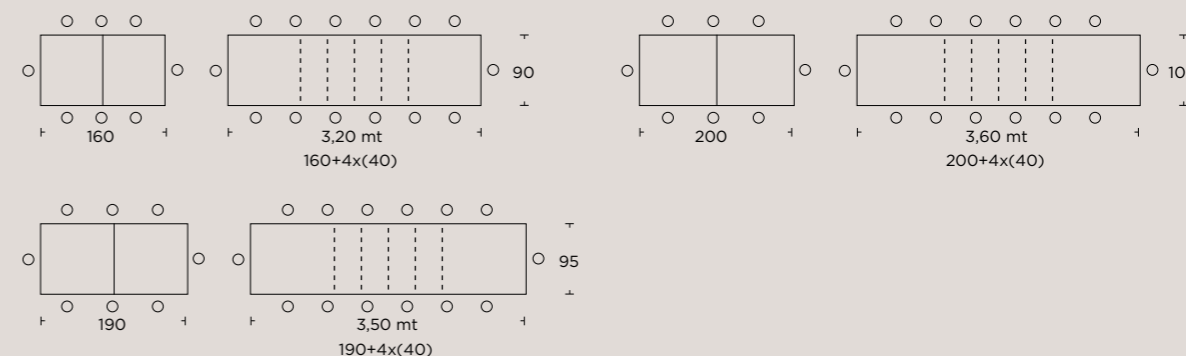
### Osaka T73 Superallungabile / Osaka T73 Extremely extendable



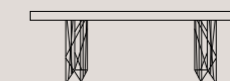
**Superallungabile Syncro. Telaio multiprolunghe ad apertura telescopica sincronizzata.**

Piani folding impiallacciati in frassino spazzolato o noce americano o in melaminico h 80 mm.

Extremely extendable syncro. Multiextension structure synchronized telescopic opening.  
Brushed veneered ash or American walnut or melamine folding tops h 80 mm.

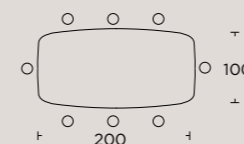


### Osaka T73 Fisso / Osaka T73 Fixed

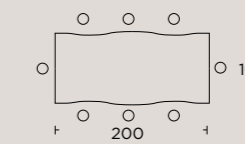


**Piani fissi disponibili in vetro, ceramic o impiallacciato frassino spazzolato.**

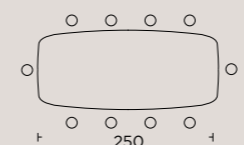
Fixed tops available in glass, ceramic or brushed veneered ash.



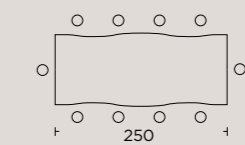
**Piano sagomato in vetro sp. 12 mm. o Ceramic sp. 13 mm.**  
Shaped top in glass thk 12 mm or ceramic thk 13 mm.



**Piano in frassino con effetto scortecciato sp. 45 mm.**  
Ash top with debarked effect thk 45 mm.



**Piano sagomato in vetro sp. 12 mm. o Ceramic sp. 13 mm. o impiallacciato in frassino spazzolato sp. 30 mm.**  
Shaped top in glass thk 12 mm, ceramic thk 13 mm or brushed veneered ash thk 30 mm.



**Piano in frassino con effetto scortecciato sp. 45 mm.**  
Ash top with debarked effect thk 45 mm.

**Per le finiture di gambe e piani vedere campionario pag. 178-179-180-181 e indicazioni del Listino in vigore.**

For the finishings of legs and tops see the collection of samples page 178-179-180-181 and indications of price list in effect at the time.

Mikado

## Mikado T74

\_Tavolo Mikado T74, fisso, metallo antracite, piano sagomato 250x100 Ceramic Pietra Grey.  
Sedia Lavinia S158MT, metallo antracite, ecopelle antracite.

\_Mikado table T74, fixed, anthracite metal, 250x100 glossy Ceramic Grey Stone shaped top.  
Lavinia chair S158MT, anthracite metal, anthracite leatherette.

---

## Mikado T74

---

**\_Tavolo Mikado T74, fisso, piano sagomato 250x100 Ceramic Pietra Grey.**  
\_Mikado table T74, fixed, 250x100 glossy Ceramic Grey Stone shaped top.



---

## Mikado T74

---

**\_Tavolo Mikado T74, fisso, metallo antracite, piano sagomato 250x100 impiallacciato noce canaletto RV.NC22. Sedia Demetra S155MX, metallo antracite, lana antracite.**

**\_Mikado table T74, fixed, anthracite metal, 250x100 shaped veneered top in Canaletto walnut RV.NC22. Demetra chair S155MX, anthracite metal, anthracite wool.**



## Mikado T74

\_Tavolo Mikado T74, fisso, piano sagomato 250x100 impiallacciato noce canaletto RV.NC22.

Sedia Kylian S153MX, metallo antracite, ecopelle antracite.

\_Mikado table T74, fixed, 250x100 shaped veneered top in Canaletto walnut RV.NC22.

Kylian chair S153MX, anthracite metal, anthracite leatherette.





## Mikado T74

\_Tavolo Mikado T74, fisso, metallo bianco, piano sagomato 250x100 vetro extrabianco VXX.

Sedia City S127, lana azzurra.

\_Mikado table T74, fixed, white metal, 250x100 extrawhite shaped glass top VXX.

City chair S127, light blue wool.



---

## Mikado T74

---

**\_Tavolo Mikado T74, fisso, metallo bianco, piano sagomato 250x100 vetro extrabianco VXW.**

**\_Mikado table T74, fixed, white metal, 250x100 extrawhite shaped glass top VXW.**

## Mikado T74

**\_Tavolo Mikado T74, fisso, metallo cromato, piano scortecciato sp.45 in frassino noce canaletto RV.NC.22. Sedia Cleo S154FR, frassino noce canaletto RV.NC.22, velluto Louvre Mouse.**

**\_Mikado table T74, fixed, chrome metal, debarked top thk 45mm top in Canaletto walnut RV.NC.22. Cleo chair S154FR, Canaletto walnut RV.NC.22, Mouse Louvre velvet.**



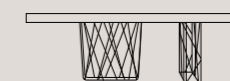


## Mikado T74

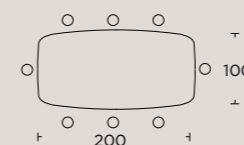
\_Tavolo Mikado T74, fisso, metallo cromato, piano scortecciato sp.45 in frassino noce canaletto RV.NC.22.

\_Mikado table T74, fixed, chrome metal, debarked top thk 45mm top in Canaletto walnut RV.NC.22.

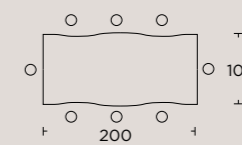
## Mikado T74 Fisso / Mikado T74 Fixed



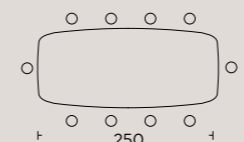
**Piani fissi disponibili in vetro, ceramic o impiallacciato frassino spazzolato.** Fixed tops available in glass, ceramic or veneered brushed ash.



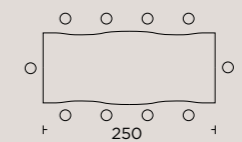
**Piano sagomato in vetro sp. 12 mm. o Ceramic sp. 13 mm.**  
Shaped top in glass thk 12 mm or ceramic thk 13 mm.



**Piano in frassino con effetto scortecciato sp. 45 mm.**  
Ash top with debarked effect thk 45 mm.



**Piano sagomato in vetro sp. 12 mm. o Ceramic sp. 13 mm. o impiallacciato in frassino spazzolato sp. 30 mm.**  
Shaped top in glass thk 12 mm, ceramic thk 13 mm or brushed veneered ash thk 30 mm.



**Piano in frassino con effetto scortecciato sp. 45 mm.**  
Ash top with debarked effect thk 45 mm.

**Per le finiture di gambe e piani vedere campionario pag. 178-179-180-181 e indicazioni del Listino in vigore.**

For the finishings of legs and tops see the collection of samples page 178-179-180-181 and indications of price list in effect at the time.

## Portland T55

\_Tavolo Portland T55, allungabile, metallo bianco, piano vetro extrabianco VXW.  
Sedia Cleo S154MX, metallo bianco, velluto Louvre Steel.

\_Mikado table T74, extendable, white metal, extrawhite glass top VXW.  
Cleo chair S154MX, white metal, Steel Louvre velvet.



## Portland T55

**\_Tavolo Portland T55, fisso, metallo antracite, piano sagomato 250x100 Ceramic Pietra Grey.**

**Sedia Kylian S153MT, metallo antracite, ecopelle antracite.**

**\_Portland table T55, fixed, anthracite metal, 250x100 glossy Ceramic Grey Stone shaped top.**

**Kylian chair S153MT, anthracite metal, anthracite leatherette.**

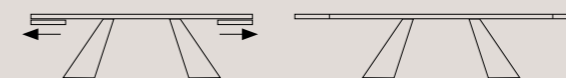


## Portland T55

\_Tavolo Portland T55, fisso, piano sagomato 250x100 Ceramic Pietra Grey. Sedia Demetra S155MX, metallo antracite, lana antracite.

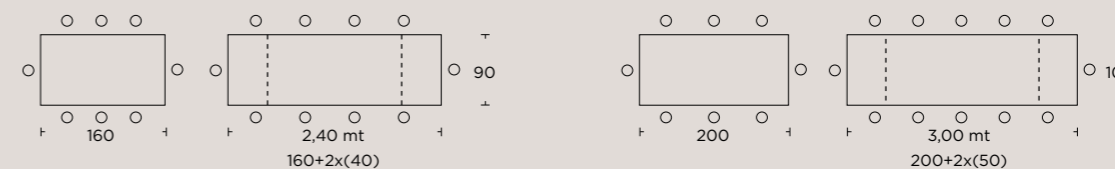
\_Portland table T55, fixed, 250x100 glossy Ceramic Grey Stone shaped top. Demetra chair S155MX, anthracite metal, anthracite wool.

## Portland T55 Allungabile / Portland T55 Extendable

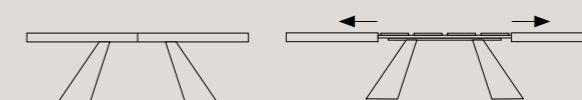


**Allungabile con allunghe laterali simmetriche.**  
**Piani in vetro spess. 12 mm. o Ceramic spess. 13 mm.**

Extendable with symmetrical side extensions.  
 Glass top thk 12 mm or Ceramic top thk 13 mm.



## Portland T55 Superallungabile / Portland T55 Extremely extendable

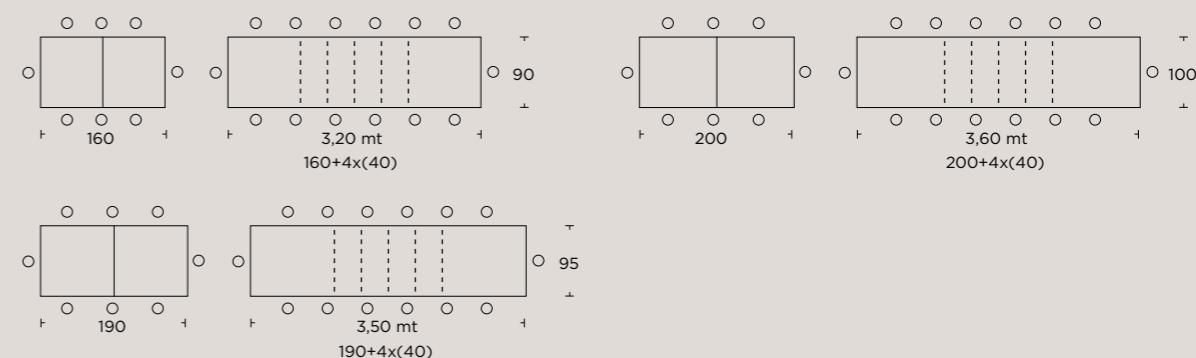


**Superallungabile Syncro. Telaio multiprolunghe ad apertura telescopica sincronizzata.**

Extremely extendable syncro. Multiextension structure synchronized telescopic opening.

**Piani folding impiallacciati in frassino spazzolato o noce americano o in melaminico h 80 mm.**

Brushed veneered ash or American walnut or melamine folding tops h 80 mm.

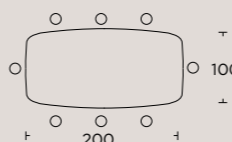


## Portland T55 Fisso / Portland T55 Fixed

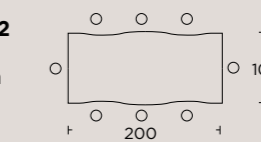


**Piani fissi disponibili in vetro, ceramic o impiallacciato frassino spazzolato.**

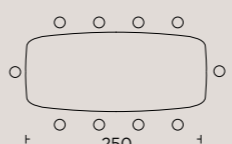
Fixed tops available in glass, ceramic or brushed veneered ash.



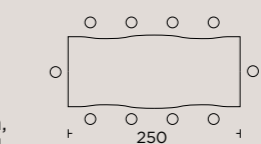
**Piano sagomato in vetro sp. 12 mm. o Ceramic sp. 13 mm.**  
 Shaped top in glass thk 12 mm or ceramic thk 13 mm.



**Piano in frassino con effetto scortecciato sp. 45 mm.**  
 Ash top with debarked effect thk 45 mm.



**Piano sagomato in vetro sp. 12 mm. o Ceramic sp. 13 mm. o impiallacciato in frassino spazzolato sp. 30 mm.**  
 Shaped top in glass thk 12 mm, ceramic thk 13 mm or brushed veneered ash thk 30 mm.



**Piano in frassino con effetto scortecciato sp. 45 mm.**  
 Ash top with debarked effect thk 45 mm.

**Per le finiture di gambe e piani vedere campionario pag. 178-179-180-181 e indicazioni del Listino in vigore.**

For the finishings of legs and tops see the collection of samples page 178-179-180-181 and indications of price list in effect at the time.

## Portland T55

\_Tavolo Portland T55, allungabile, metallo bianco, piano vetro extrabianco VXW.

\_Portland table T55, extendable, white metal, extrawhite glass top VXW.

## Modus T63

\_Tavolo Modus T63, syncro, metallo antracite, piano Tavolato Bianco S074. Sedia Tracy S130V, metallo antracite, ecopelle antracite.

\_Modus table T63, syncro, anthracite metal, white plank top S074. Tracy chair S130V, anthracite metal, anthracite leatherette.



## Modus T63

\_Tavolo Modus T63, syncro, metallo bianco, piano Tavolato Quercia S073.  
Sedia Maya S104, ecopelle Desert.

\_Modus table T63, syncro, white metal, plank oak top S073.  
Maya chair S104, Desert leatherette.





## Modus T63

\_Tavolo Modus T63, syncro, metallo  
multicolor, piano Melaminico  
Calce FB45.

\_Modus table T63, syncro, multicolor  
metal, lime melamine top FB45.

## Modus T63

\_Tavolo Modus T63, syncro, metallo multicolor, piano Melaminico Calce FB45.


Sedia Sandy S108, polipropilene tortora opaco.

\_Modus table T63, syncro, multicolor metal, lime melamine top FB45.

Sandy chair S108, opaque turtledove polypropylene.



## Modus T63 Superallungabile / Modus T63 Extremely extendable

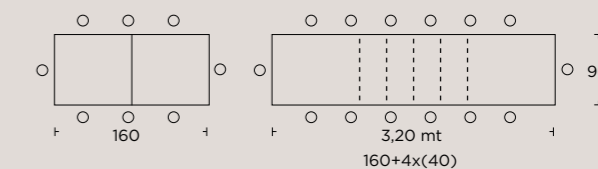
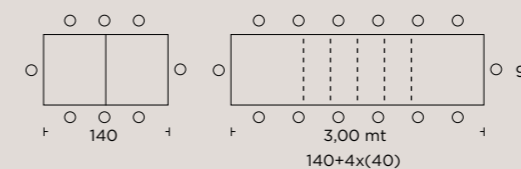


**Superallungabile Syncro. Telaio multiprolunghe ad apertura telescopica sincronizzata.**

**Piani folding impiallacciati in frassino spazzolato o in melaminico h 80 mm.**

Extremely extendable syncro. Multiextension structure synchronized telescopic opening.

Brushed veneered ash or melamine folding tops h 80 mm.



**Per le finiture di gambe e piani vedere campionario pag. 178-179-180-181 e indicazioni del Listino in vigore.**

For the finishings of legs and tops see the collection of samples page 178-179-180-181 and indications of price list in effect at the time.

## Giotto T25

**\_Tavolo Giotto T25, fisso per interni, metallo bianco, piano Ø 120 vetro antigraffio extrabianco AVXW. Sedia Nadir S109, polipropilene bianco.**  
 \_Giotto table T25, fixed for indoor use, white metal, Ø 120 extrawhite glass top VXW. Nadir chair S109, opaque white polypropylene.

## Giotto T25

Tavolo Giotto T25, fisso, metallo multicolor, piano sagomato 120x120 vetro antigraffio extrabianco AVXW. Sedia Maya S104, ecopelle fango.

\_Giotto table T25, fixed, multicolor metal, 120x120 extrawhite shaped glass top AVXW.

Maya chair S104, mud leatherette.



## Giotto T25

\_Tavolo Giotto T25, fisso, piano sagomato 120x120 vetro antigraffio antracite A.V.A.

Sedia Cleo S154MX, metallo antracite, velluto Louvre Steel.

\_Giotto table T25, fixed, 120x120 anthracite shaped glass top A.V.A.  
Cleo chair S154MX, anthracite metal, Steel Louvre velvet.





## Giotto T25

**\_Tavolo Giotto T25, fisso, metallo antracite, piano Ø 120 vetro antigraffio antracite A.V.A.**

**Sedia Olympia S117, ecopelle antracite.**

**\_Giotto table T25, fixed, anthracite metal, Ø 120 anthracite shaped glass top A.V.A.**

## Giotto T25

\_Tavolo Giotto T25, fisso, piano sagomato 120x120 impiallacciato noce canaletto RV.NC22. Sedia Cleo S154MX, metallo antracite, ecopelle beige melange.

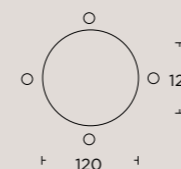
\_Giotto table T25, fixed, 120x120 shaped veneered top in canaletto walnut RV.NC22.

Cleo chair S154MX, anthracite metal, beige melange leatherette.

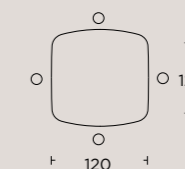
## Giotto T25 Fisso / Giotto T25 Fixed



**Piani fissi disponibili in vetro o impiallacciato frassino spazzolato.** Fixed tops available in glass or brushed veneered ash.



**Piano sagomato in vetro sp.10 mm o impiallacciato frassino spazzolato sp.30 mm.** Shaped top in glass thk 10 mm or brushed veneered ash thk 30 mm.mm. o Ceramic sp. 13 mm.



**Piano sagomato in vetro sp.10 mm o impiallacciato frassino spazzolato sp.30 mm.** Shaped top in glass thk 10 mm or brushed veneered ash thk 30 mm.mm. o Ceramic sp. 13 mm.

**Per le finiture di gambe e piani vedere campionario pag. 178-179-180-181 e indicazioni del Listino in vigore.**

For the finishings of legs and tops see the collection of samples page 178-179-180-181 and indications of price list in effect at the time.

## Leonardo T77

**\_Tavolo Leonardo T77, metallo antracite, piano Ceramic Pietra Grey  
Sedia Fanny S152MX, metallo antracite, ecopelle antracite.**

**\_Leonardo table T77, anthracite metal, Ceramic Grey Stone top.  
Fanny chair S152MX, anthracite metal, anthracite leatherette.**



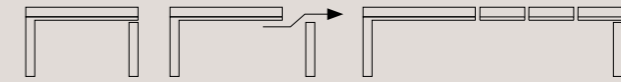


## Leonardo T77

\_Tavolo Leonardo T77, metallo antracite, piano Ceramic Pietra Grey.  
\_Leonardo table T77, anthracite metal, Ceramic Grey Stone top.

**k**  
KERAMIC  
VETROCERAMICA

## Leonardo T77 Telescopico / Leonardo T77 Telescopic

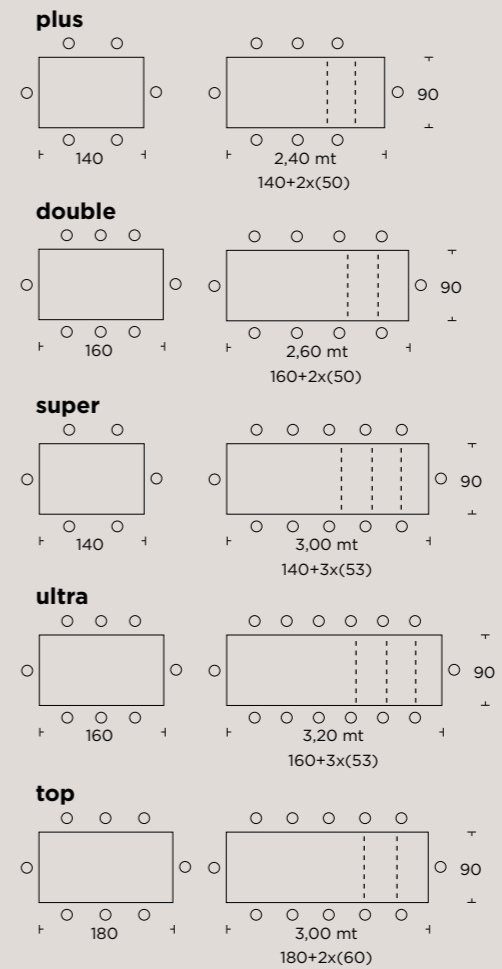


### Superallungabile Telescopico

Il telaio si allunga consentendo l'inserimento manuale e progressivo di allunghe ad incastro. Le allunghe sono alloggiare in un apposito scomparto interno.

### Extremely extendable telescopic

The telescopic frame allows manual and progressive insertion of extensions. The extensions are placed in an appropriate internal space.



Per le finiture di gambe e piani vedere campionario pag. 178-179-180-181 e indicazioni del Listino in vigore.

For the finishings of legs and tops see the collection of samples page 178-179-180-181 and indications of price list in effect at the time.

## Matrix T78

**\_Tavolo Matrix T78, frassino tabacco  
RV.T24, piano Ceramic Calacatta lucido.  
Sedia Lavinia S158FR, frassino tabacco  
RV.T24, ecopelle Desert.**

**\_Matrix table T78, tobacco ash RV.T24,  
glossy Ceramic Calacatta top.  
Lavinia chair S158FR, tobacco ash  
RV.T24, Desert leatherette.**

---

## Matrix T78

---

**\_Tavolo Matrix T78, frassino tabacco RV.T24, piano Ceramic Pietra Grey.  
Sedia Alyssa S118, frassino tabacco RV.T24, ecopelle antracite.**

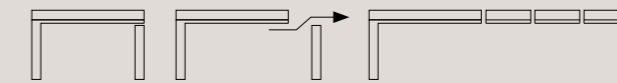
**\_Matrix table T78, tobacco ash RV.T24, Ceramic Grey Stone top.  
Alyssa chair S118, tobacco ash RV.T24, anthracite leatherette.**



## Matrix T78

\_Tavolo Matrix T78, frassino tabacco  
RV.T24, piano Ceramic Pietra Grey.  
\_Matrix table T78, tobacco ash RV.T24,  
Ceramic Grey Stone top.

## Matrix T78 Telescopico / Matrix T78 Telescopic

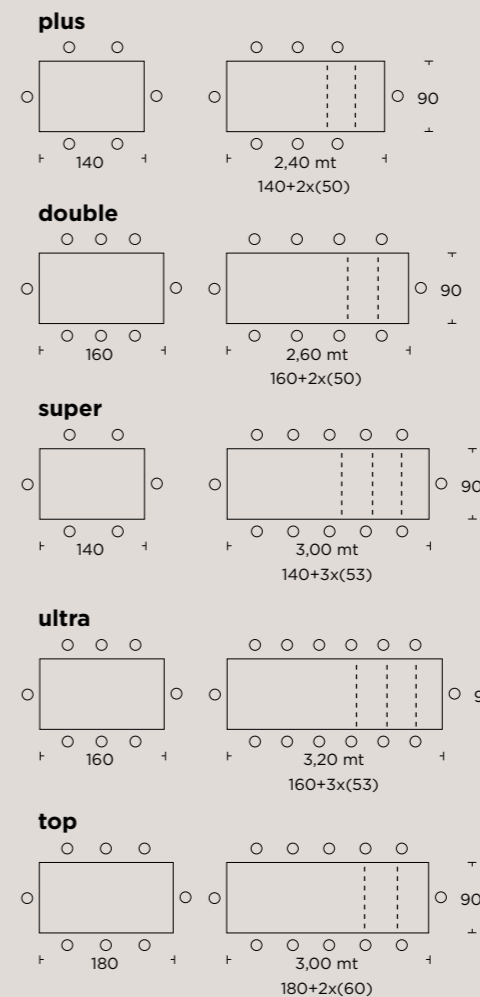


### Superallungabile Telescopico

Il telaio si allunga consentendo l'inserimento manuale e progressivo di allunghe ad incastro. Le allunghe sono alloggiare in un apposito scomparto interno.

### Extremely extendable telescopic

The telescopic frame allows manual and progressive insertion of extensions. The extensions are placed in an appropriate internal space.



Per le finiture di gambe e piani vedere campionario pag. 178-179-180-181 e indicazioni del Listino in vigore.

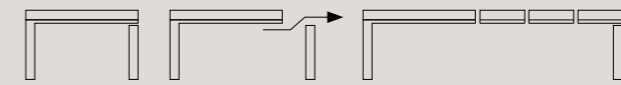
For the finishings of legs and tops see the collection of samples page 178-179-180-181 and indications of price list in effect at the time.



## Galileo T93

**\_Tavolo Galileo T93, metallo bianco, piano Ceramic Arabescato lucido.  
Sedia Mia S151MX, metallo antracite, ecopelle antracite.**  
\_Galileo table T93, white metal, glossy Ceramic Arabesque top.  
Mia chair S151MX, anthracite metal, anthracite leatherette.

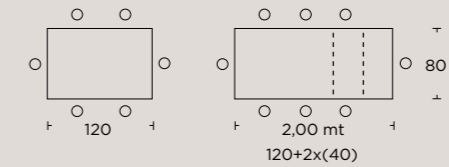
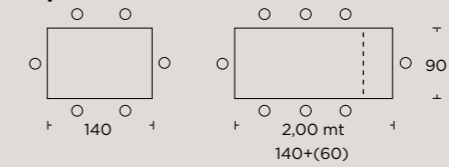
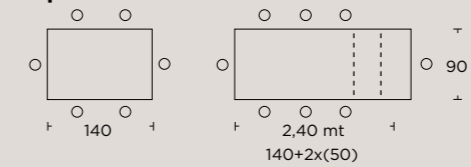
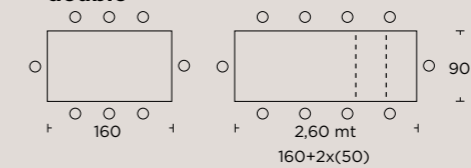
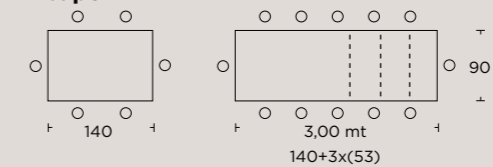
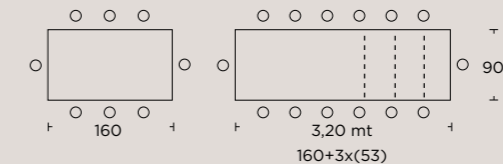
## Galileo T93 Telescopico / Galileo T93 Telescopic

**Superallungabile Telescopico**

Il telaio si allunga consentendo l'inserimento manuale e progressivo di allunghe ad incastro. Le allunghe sono alloggiare in un apposito scomparto interno.

**Extremely extendable telescopic**

The telescopic frame allows manual and progressive insertion of extensions. The extensions are placed in an appropriate internal space.

**duetto****prime****plus****double****super****ultra****Galileo T93**

\_Tavolo Galileo T93, metallo antracite, piano Ceramic Pietra Grey.

Sedia Maya S104, ecopelle antracite.

\_Galileo table T93, anthracite metal, Ceramic Grey Stone top.

Maya chair S104, anthracite leatherette.

**k**  
KERAMIC  
VETROCERAMICA

Per le finiture di gambe e piani vedere campionario pag. 178-179-180-181 e indicazioni del Listino in vigore.

For the finishings of legs and tops see the collection of samples page 178-179-180-181 and indications of price list in effect at the time.



Vivere  
*lo stile minimal  
e neoretrò*

LIVING IN THE MINIMAL AND NEO-RETRO STYLE

CONTAINER CASTELVECCHIO - Marche

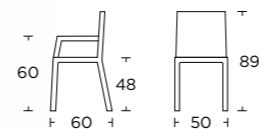




### Olympia S117

**\_Sedia Olympia S117, struttura metallo rivestita in ecopelle.**

**\_Chair Olympia S117, metal frame covered with leatherette.**

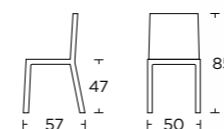




### Lavinia S158MX

**\_Sedia Lavinia S158MX, gambe metallo, seduta ecopelle.**

**\_Chair Lavinia S158MX, metal legs, leatherette seat.**

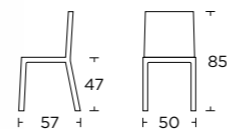




### Lavinia S158MT

**\_Sedia Lavinia S158MT, gambe metallo, seduta ecopelle.**

**\_Chair Lavinia S158MT, metal legs, leatherette seat.**

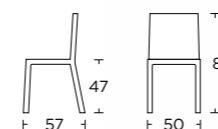




### Lavinia S158FR

**\_Sedia Lavinia S158FR, gambe frassino, seduta ecopelle.**

**\_Chair Lavinia S158FR, ash legs, leatherette seat.**

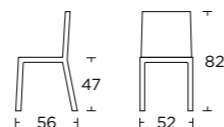




### Cleo S154MX

**\_Sedia Cleo S154MX, gambe metallo, seduta ecopelle, lana o velluto.**

**\_Chair Cleo S154MX, metal legs, leatherette, wool or velvet seat.**

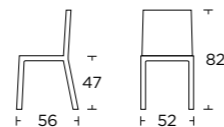




### Cleo S154FR

**\_Sedia Cleo S154FR, gambe frassino, seduta ecopelle, lana o velluto.**

**\_Chair Cleo S154FR, ash legs, leatherette, wool or velvet seat.**

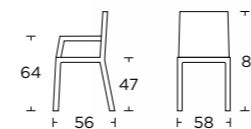




### Demetra S155MX

**\_Sedia Demetra S155MX, gambe metallo, seduta ecopelle, lana o velluto.**

**\_Chair Demetra S155MX, metal legs, leatherette, wool or velvet seat.**

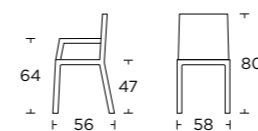




## Demetra S155FR

**\_Sedia Demetra S155FR, gambe frassino, seduta ecopelle, lana o velluto.**

**\_Chair Demetra S155FR, ash legs, leatherette, wool or velvet seat.**

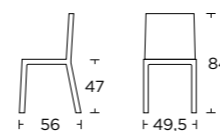




## Kylian S153MX

**\_Sedia Kylian S153MX, gambe metallo, seduta ecopelle.**

**\_Chair Kylian S153MX, metal legs, leatherette seat.**

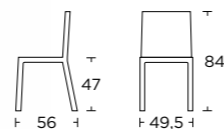




### Kylian S153MT

**\_Sedia Kylian S153MT, gambe metallo, seduta ecopelle.**

**\_Chair Kylian S153MT, metal legs, leatherette seat.**

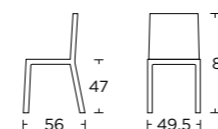




### Kylian S153 FR

**\_Sedia Kylian S153FR, gambe frassino, seduta ecopelle.**

**\_Chair Kylian S153FR, ash legs, leatherette seat.**

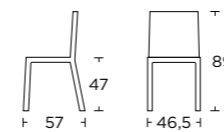




### Mia S151MX

**\_Sedia Mia S151MX, gambe metallo, seduta ecopelle.**

**\_Chair Mia S151MX, metal legs, leatherette seat.**





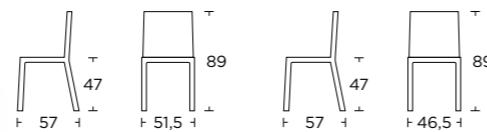
### Mia S151 MT - Mia S151 FR

**\_Sedia Mia S151MT, gambe metallo,  
seduta ecopelle.**

**\_Sedia Mia S151FR, gambe frassino,  
seduta ecopelle.**

\_Chair Mia S151MT, metal legs,  
leatherette seat.

\_Chair Mia S151FR, ash legs,  
leatherette seat.



Mia S151MT

Mia S151FR





### Base per sedia MX: un modello, infinite combinazioni

MX base for chairs: one model, infinite combinations



Kyllian S153 MX



Lavinia S158 MX



Shell S149 MX



Sasha S150 MX



Manon S133 MX



Gran Manon S141 MX



Greta S140 MX



Mia S151 MX



Fanny S152 MX



Optima S144 MX



Marzia S131 MX



Maxima S145 MX



Cleo S154 MX



Demetra S155 MX

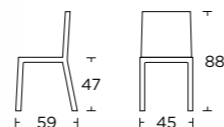
La base MX in tondino di ferro è disponibile nelle finiture bianco, antracite e cromato ed è abbinabile a 14 modelli diversi di sedute. MX metal base is available in white, anthracite and chrome finishes and can be combined with 14 different models of seats.



## Maya S104

**\_Sedia Maya S104, struttura metallo rivestita in ecopelle.**

**\_Chair Maya S104, metal frame covered with leatherette.**

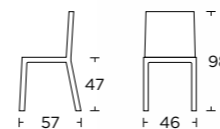




## Tracy S130V

**\_Sedia Tracy S130V, gambe metallo verniciate, seduta ecopelle.**

**\_Chair Tracy S130V, painted metal legs, leatherette seat.**

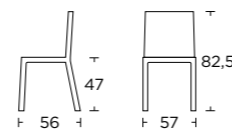




## Brenda S102

**\_Sedia Brenda S102, struttura metallo rivestita in ecopelle.**

**\_Chair Brenda S102, metal frame covered with leatherette.**

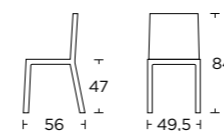




## Diana S103

**\_Sedia Diana S103, struttura metallo rivestita in ecopelle.**

**\_Chair Diana S103, metal frame covered with leatherette.**

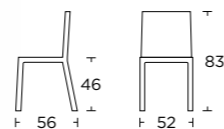




## Sandy S108

**\_Sedia Sandy S108, polipropilene opaco.**

**\_Chair Sandy S108, opaque polypropylene.**

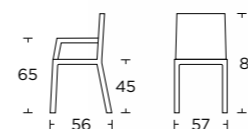




## Nadir S109

\_Sedia Nadir S109, polipropilene opaco.

\_Chair Nadir S109, opaque polypropylene.



# Campionario *colori*

VILLA EMILIO - Abruzzo



## LEGNI TINTI | STAINED WOODS



**RV.SB.25**  
Frassino sbiancato  
Bleached ash



**RV.T.24**  
Tabacco  
Tobacco



**RV.G.39**  
Rovere grigio  
Grey ash



**RV.NC.22**  
Noce canaletto  
Canaletto walnut



**RV.Q.73**  
Frassino quercia  
Oak ash



**RV.B.71**  
Frassino bruciato  
Burnt ash




**RV.M.27**  
Frassino miele  
Honey ash



**Tinta a campione**  
Sample dyeed


## LEGNI LACCATI | LACQUERED WOODS




**Bianco / White**  
**RV.B.35 Poro aperto**  
(open pore)  
**B.118 Opaco** (opaque)  
**B.L.120 Lucido** (glossy)



**Sabbia / Sand**  
**RV.S.134 Poro aperto**  
(open pore)  
**S.234 Opaco** (opaque)  
**S.L.334 Lucido** (glossy)



**Corda / Rope**  
**RV.C.137 Poro aperto**  
(open pore)  
**C.237 Opaco** (opaque)  
**C.L.337 Lucido** (glossy)



**Fango / Mud**  
**RV.F.136 Poro aperto**  
(open pore)  
**F.236 Opaco** (opaque)  
**F.L.336 Lucido** (glossy)



**Antracite / Anthracite**  
**RV.A.138 Poro aperto**  
(open pore)  
**A.238 Opaco** (opaque)  
**A.L.338 Lucido** (glossy)



**Nero / Black**  
**RV.N.117 Poro aperto**  
(open pore)  
**N.217 Opaco** (opaque)



**Laccato a campione**  
**(scala RAL)**  
Sample lacquered  
(scale RAL)

## METALLI LUXURY | LUXURY METALS



**LUX.N.251**  
Nichel spazzolato  
Brushed nickel



**LUX.O.250**  
Oro spazzolato  
Brushed gold




**LUX.B.253**  
Bronzo spazzolato  
Brushed bronze

## METALLI | METALS



**B.O.206**  
Bianco opaco  
Opaque white



**M.C.237**  
Corda opaco  
Opaque rope



**M.A.248**  
Antracite opaco  
Opaque anthracite



**Multicolor**  
bianco, corda, fango,  
antracite / white, rope,  
mud, anthracite



**A.S.203** (verniciato)  
Acciaio satinato  
Satinized steel



**205 Cromo**  
Cromato  
Chrome

### SPECIFICHE TECNICHE

#### FINITURE LUXURY

(nichel spazzolato, oro spazzolato, bronzo spazzolato)  
Verniciatura liquida ottenuta su metallo con un complesso ciclo di lavorazione che si conclude con passaggio in forno a 40° per conferire al prodotto elevata durezza e ottima resa estetica.

#### FINITURE EPOXY

(bianco, corda, antracite, multicolor, acciaio satinato)  
Gli elementi in metallo verniciati a polveri epossidiche vengono passati in forno a 180° per conferire al prodotto elevata durezza e ottima resa estetica.

#### FINITURA CROMATA

Ottenuta mediante bagno galvanico in 2 passaggi: fase di preparazione, nichelatura, seguita dalla cromatura, fase di finitura vera e propria.

### TECHNICAL SPECIFICATIONS

#### LUXURY FINISHES

(brushed nickel, brushed gold, brushed bronze)  
Liquid painting obtained on metal with a complex processing cycle that ends with passage in the oven at 40 ° to give the product high hardness and excellent aesthetic result.

#### EPOXY FINISHES

(white, rope, anthracite, multicolor, satinized steel)  
The metal elements painted with epoxy powders are passed in the oven at 180 ° to give the product high hardness and excellent aesthetic result.

#### CHROME FINISH

Obtained through a galvanic bath in 2 steps: preparation phase, nickel-plating, followed by the finishing chrome-plating phase.

**PIANI VETROCERAMICA KERAMIC | KERAMIC GLASS-CERAMIC TOP**



**Keramic lucidi | Glossy Ceramic**



**Arabescato**  
Arabesque



**Calacatta oro venato**  
Veined golden Calacatta




**Emperador**  
Emperador



**Noir desir**  
Noir Desir

**Keramic opachi | Opaque Ceramic**



**Fokos sale**  
Fokos salt



**Fokos roccia**  
Fokos rock



**Basalto**  
Basalt



**Marmo statuario venato**  
Veined marble statuary



**Pietra grey**  
Grey stone

**SPECIFICHE TECNICHE VETROCERAMICA**

**Keramic è un piano in vetro accoppiato a una lastra di porcellana laminata ottenuta da un'avanzata tecnologia di lavorazione, compattando e sintetizzando a 1200° materie prime argillose, rocce granitiche e pigmenti ceramici. Resiste ai graffi e all'abrasione profonda, si adatta a tutte le condizioni climatiche e rimane inalterato al gelo, al fuoco e alle alte temperature.**


**TECHNICAL SPECIFICATIONS GLASS CERAMIC**

Keramic is a glass flat surface matched to a porcelain sheet and made through an advanced manufacturing technology, compacting and synthesizing clayey raw materials, granite rocks and ceramic pigments at 1200°. Glass-ceramics can resist to scratches and deep abrasions, it adapts to all weather conditions and remains unaltered to frost, fire and high temperatures.

 infinito everlasting	 igienico/atossico hygienic/non-toxic	 antigraffio/elevata durezza resistant/breakage resistant anti-rayuers	 minimo spessore/massima resistenza minimum thickness/maximum resistance	 riciclabile recyclable
 idro/oleo repellente hydro/oil repellent	 inalterabile agli acidi chemical resistant	 resistente al calore fire resistant	 eco-compatibile eco-friendly	

I toni dei campioni sono da considerarsi indicativi / Sample colours are considered indicative

**PIANI VETRO (TEMPERATO) | GLASS TOPS (TEMPERED)**



**V.X.W.**  
Extrabianco  
Extrawhite




**V.S.**  
Sabbia  
Sand




**V.C.**  
Corda  
Rope




**ANTIGRAFFIO/ANTISCRATCH**  
ANTISCRATCH GLASS



**A.V.X.W.**  
Antigraffio Extrabianco  
Antiscratch extrawhite



**A.V.C.**  
Antigraffio Corda  
Antiscratch rope



**A.V.F.**  
Antigraffio Fango  
Antiscratch mud



**A.V.N.**  
Antigraffio nero  
Antiscratch black



**A.V.A.**  
Antigraffio Antracite  
Antiscratch anthracite

**SPECIFICHE TECNICHE ANTIGRAFFIO/ANTISCRATCH**

**Il vetro Antrigraffio è un vetro satinato in lastre su base float Element. Grazie ad un particolare trattamento chimico superficiale l'Antigraffio è caratterizzato da una forte resistenza meccanica ai graffi e alle abrasioni.**

**TECHNICAL SPECIFICATIONS ANTISCRATCH GLASS**

Antiscratch glass A is a frosted glass in sheets on a float Element base. Thanks to a particular chemical surface treatment the antiscratch is characterised by a strong mechanical resistance to scratches and abrasions.

I toni dei campioni sono da considerarsi indicativi / Sample colours are considered indicative

## RIVESTIMENTI CATEGORIA A | COATINGS CATEGORY A


### Ecopelle | Leatherette



### Ecopelle vintage melange | Leatherette vintage melange

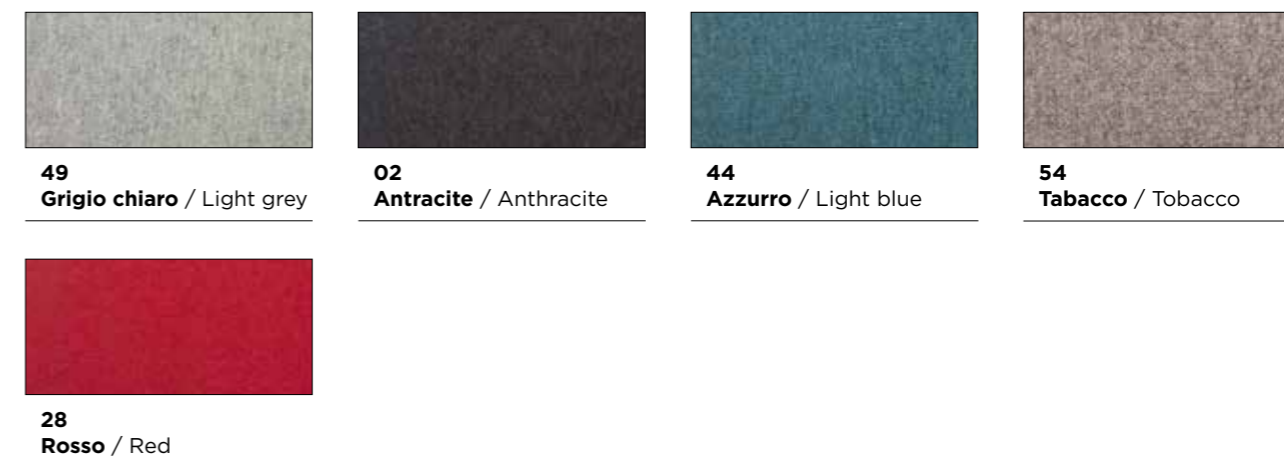


### Tessuto Dakota | Dakota fabric

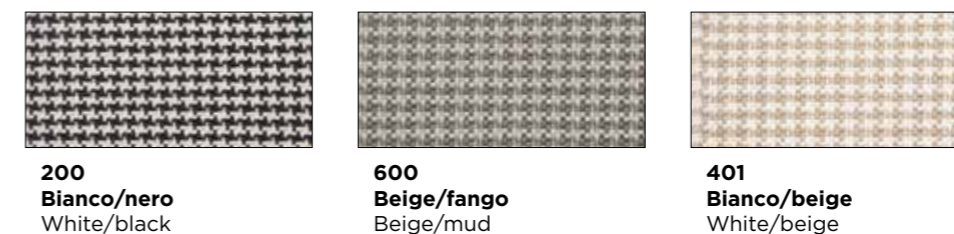


## RIVESTIMENTI CATEGORIA B | COATINGS CATEGORY B


### Lana Danzica | Wool Danzika



### Tessuto Maratea | Maratea fabric



### Velluto Louvre | Louvre velvet



#### CONSIGLI PER LA MANUTENZIONE Ecopelle / tessuto / lana / velluto

Ogni macchia o sporcizia devono essere puliti immediatamente con una soluzione di sapone neutro utilizzando un panno con movimenti circolari regolari.

Non si accettano responsabilità per eventuali danni derivanti da un uso improprio, pulizia con prodotti chimici aggressivi o impregnazione con prodotti non idonei.

#### AVVERTENZE

Sono possibili lievi differenze di tonalità tra i campioni e le pezze di tessuto a causa delle inevitabili differenze tra i bagni di tintura. In caso di acquisto di prodotti in tempi diversi sono possibili lievi variazioni di colore

#### CARE INSTRUCTIONS Leatherette / fabric / wool / velvet

Any stain, spills or soiling should be cleaned up promptly with a neutral soap solution using a cloth in smooth circular movements.

We do not accept responsibility for any damage resulting from inappropriate use, chemical cleaning or additional impregnation.

#### NOTICE

Slight differences in tonality are possible among the samples and the pieces of fabric due to the inevitable differences of the dyeing baths. In case the purchase of products occurs at different times, there may be possible slight variations of colour.





[www.friulsedie.it](http://www.friulsedie.it)

 *friulsedie*

Friulsedie Sud s.r.l.  
Zona A.S.I. - Località Incoronata - 71122 - Foggia - Italy  
tel. +39 0881 680175 (r.a.) - fax +39 0881 680173  
[www.friulsediesud.it](http://www.friulsediesud.it) - [info@friulsediesud.it](mailto:info@friulsediesud.it)  
[www.friulsedie.it](http://www.friulsedie.it) - [info@friulsedie.it](mailto:info@friulsedie.it)